

Activity: Art Which...

Please note: These activities were originally designed for use in the Museum galleries. As written here, they reflect adaptations for classroom use.

Classroom resources related to India are available to local teachers for free loan.

Please contact Beth Shaw McGuire for more information: bas5705@email.unc.edu or 919-962-0479 (voice), 919-962-0837 TTY).

Recommended grade level: 1 – 12 (Adapt phrases to appropriate age level; use as many or as few images as you like)

Objects used:

- Select from all images in the *Fashioning the Divine: South Asian Sculpture at the Ackland Art Museum* exhibition. These may be downloaded from this website.

Materials:

- 1 “Art Which” strip or sheet for each pair or team of students (see below).
- Pencils
- Optional: Catalogue of the exhibition, *Fashioning the Divine*, available for purchase from the Ackland Art Museum (\$15)

Time needed: 30-45 minutes

Objectives:

- Select a work of art related to students’ interests.
- Use critical thinking skills to ground students’ choices in visual evidence.
- Work cooperatively to reach consensus.

Instructions:

Option 1:








1. Have each student select a partner, and then a strip of paper on which is written an “Art Which” statement (see below).
2. Explain the directions for the activity, including how much time the students’ will have to look, decide, discuss, and select a reporter who will share their rationale with the rest of the large group.
3. Direct each pair to select a reproduction of one work that they think best represents the relationship between the work and the statement on their strip.
4. Each pair should be prepared to explain the connection they found.

Option 2:

1. Divide students into small groups of 3 or 4.
2. Give each team the written instructions (see below) and have them follow while you read them aloud. Explain how much time they will have to look, decide, discuss, and select a reporter who will share the team’s rationale with the rest of the large group.

3. Direct each pair to select a reproduction of one work of art that they think best represents the relationship between the work and the statement on their strip.
4. Each pair should be prepared to explain their connection. (It will be helpful to discuss concepts such as *puja* and sacred before doing this activity with older students.)

Learning style(s) addressed:

logical 123	kinesthetic 	musical 	spatial 	linguistic <i>ABC</i>	interpersonal 	intrapersonal 	naturalistic 	existential 
-----------------------	--	--	--	--------------------------	--	--	---	--

Created by Education Staff
Ackland Art Museum
The University of North Carolina at Chapel Hill
For more information, contact: lbalkany@email.unc.edu
(919) 962-3342 (voice)/962-0837 (TTY)

Option 1 for younger students:

Find a work of art that has shapes with curves in it.

Find a work of art that has shapes with straight lines in it.

Find a work of art that makes you think of a feeling (happiness, sadness, anger, or some other emotion).

Find a work of art that has many details.

Find a work of art that uses shapes that grab your attention.

Find a work of art that uses forms from nature.

Find a work of art that is surprising.

Option 1 for older students:

Find a work of art that uses forms from nature.

Find a work of art that is surprising.

Find a work of art that represents a sacred narrative.

Find a work of art that might have been carried in a ritual procession.

Find a work of art that represents the complexity of Hinduism.

Find a work of art that shows great attention to detail.

Find a work of art that represents a particular deity in Hinduism.

Find a work of art that has evidence of its use in *puja*.

List two questions that come to mind as you consider your object.

Option 2 (for older students)

AS A GROUP, select one of the following statements to explore with the works. **THEN**, still as a group, select **one** work that you think best represents the relationship between that work and the statement you chose.

BE PREPARED TO EXPLAIN YOUR CONNECTION.

FIND A WORK OF ART WHICH...

- Find a work of art that uses forms from nature.
- Find a work of art that is surprising.
- Find a work of art that represents a sacred narrative.
- Find a work of art that might have been carried in a ritual procession.
- Find a work of art that represents the complexity of Hinduism.
- Find a work of art that shows great attention to detail.
- Find a work of art that represents a particular deity in Hinduism.
- Find a work of art that has evidence of its use in *puja*.

List two questions that come to mind as you consider your work of art.